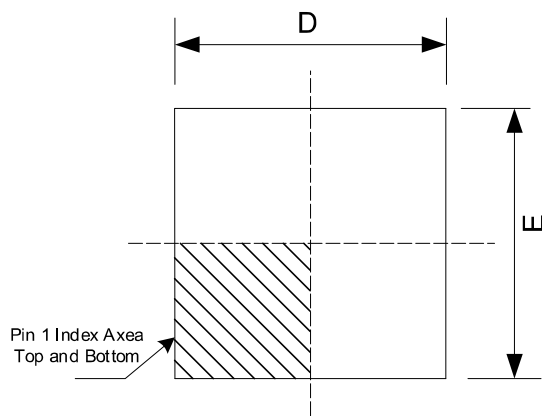
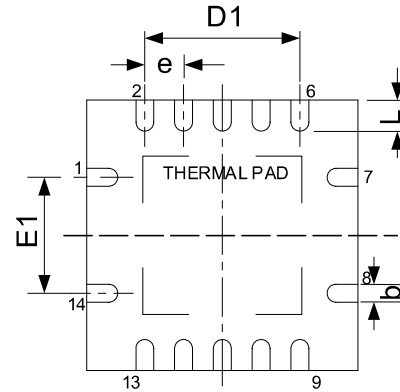


## 12 PACKAGE OUTLINE DIMENSIONS

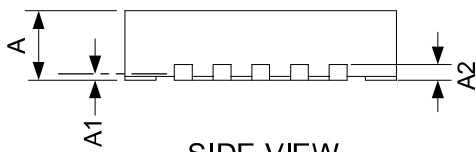
QFN3.5x3.5-14L (3)



TOP VIEW



BOTTOM VIEW



SIDE VIEW

Symbol	Dimensions In Millimeters		Dimensions In Inches	
	Min	Max	Min	Max
A (1)	0.700	0.900	0.028	0.035
A1	0.000	0.050	0.000	0.002
A2	0.200 REF (2)		0.008 REF (2)	
b	0.180	0.300	0.007	0.012
D (1)	3.350	3.650	0.132	0.144
D1	2.000 TYP		0.079 TYP	
E (1)	3.350	3.650	0.007	0.012
E1	1.500 TYP		0.059 TYP	
e	0.500 TYP		0.020 TYP	
L	0.300	0.500	0.012	0.020

**NOTE:**

1. Plastic or metal protrusions of 0.075mm maximum per side are not included.
2. REF is the abbreviation for Reference.
3. This drawing is subject to change without notice.