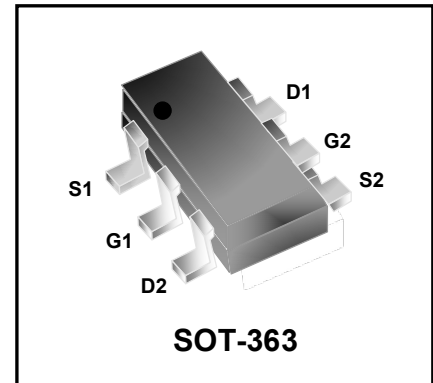


Features

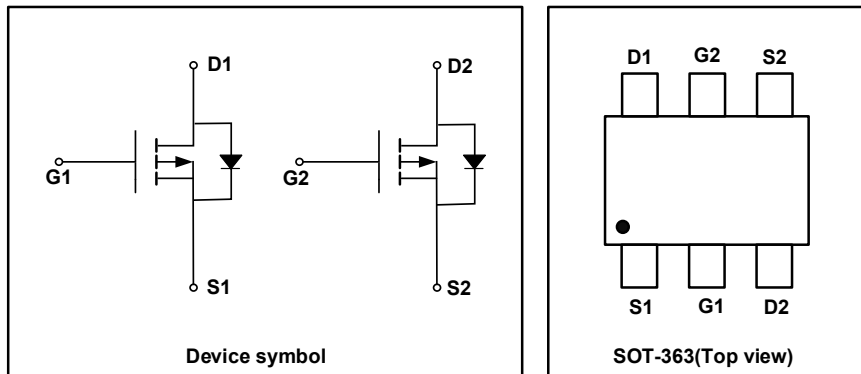
- Way-on Small Single MOSFETs
- $V_{DS} = -50V$, $I_D = -0.13A$
 $R_{DS(on)} < 6\Omega @ V_{GS} = -10V$
 $R_{DS(on)} < 7\Omega @ V_{GS} = -5V$
- Trench LV MOSFET Technology

Mechanical Characteristics

- SOT-363 Package
- Marking : Making Code
- RoHS Compliant



Schematic & PIN Configuration



Absolute Maximum Rating ($T_A=25^\circ C$ unless otherwise noted)

Parameter	Symbol	Value	Unit
Drain-Source Voltage	V_{DS}	-50	V
Gate-Source Voltage	V_{GS}	± 20	V
Continuous Drain Current	I_D	-0.13	A
Pulsed Drain Current ¹	I_{DM}	-0.52	A
Power Dissipation	P_D	200	mW
Junction and Storage Temperature Range	T_J, T_{STG}	-55 to 150	$^\circ C$

Thermal Characteristics

Parameter	Symbol	Value	Unit
Thermal Resistance from Junction to Ambient ²	$R_{\theta JA}$	625	$^\circ C/W$

Electrical Characteristics (T_J=25°C unless otherwise noted)

Parameter	Symbol	Test Condition	Min.	Typ.	Max.	Unit
Static Characteristics						
Drain-Source Breakdown Voltage	V_{(BR)DSS}	V _{GS} = 0V, I _D = -250μA	-50	-	-	V
Gate leakage Current	I_{GSS}	V _{GS} = ±20V, V _{DS} = 0V	-	-	±1	μA
Drain Cut-off Current	I_{DSS}	V _{DS} = -50V, V _{GS} = 0V	-	-	-1	μA
Gate Threshold Voltage	V_{GS(th)}	V _{DS} = V _{GS} , I _D = -250μA	-0.8	-1.5	-2.1	V
Drain-Source On-state Resistance ³	R_{DS(on)}	V _{GS} = -10V, I _D = -0.1A	-	1.7	6	Ω
		V _{GS} = -4.5V, I _D = -0.1A	-	2	7	Ω
Dynamic characteristics⁴						
Input Capacitance	C_{iss}	V _{GS} = 0V, V _{DS} = -25V, f = 1MHz	-	35	-	pF
Output Capacitance	C_{oss}		-	6	-	
Reverse Transfer Capacitance	C_{rss}		-	3	-	
Switching Characteristics⁴						
Turn-on Delay Time	t_{d(on)}	V _{GS} = -10V, V _{DD} = -25V, I _D = -0.1A, R _G = 3Ω	-	2.5	-	ns
Turn-on Rise Time	t_r		-	1	-	
Turn-off Delay Time	t_{d(off)}		-	16	-	
Turn- off Fall Time	t_f		-	8	-	
Source-Drain Diode characteristics						
Diode Forward Voltage ³	V_{SD}	I _S = -0.1A, V _{GS} =0V,	-	-	-1.2	V
Continuous Source Current	I_S		-	-	-0.13	A

Notes:

1. Repetitive rating, pulse width limited by junction temperature T_{J(MAX)}=150°C.
2. The data tested by surface mounted on a 1 inch2 FR-4 board with 2OZ copper, The value in any given application depends on the user's specific board design.
3. Pulse Test: Pulse width≤300μs, duty cycles≤2%.
4. This value is guaranteed by design hence it is not included in the production test.

Typical Characteristics

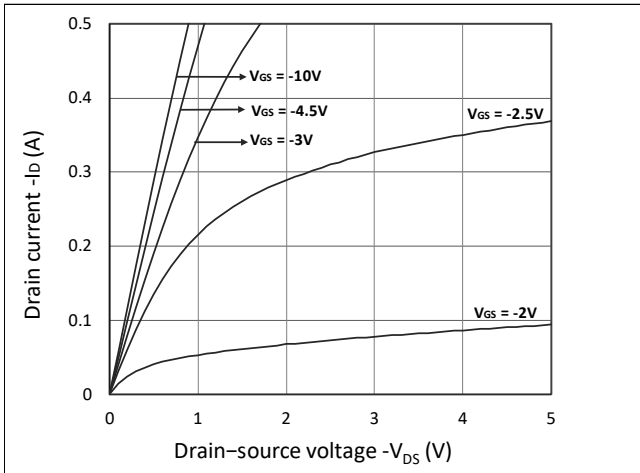


Figure 1. Output Characteristics

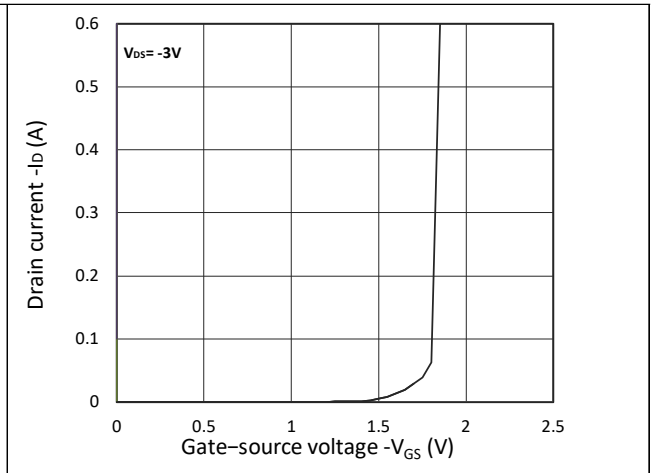


Figure 2. Transfer Characteristics

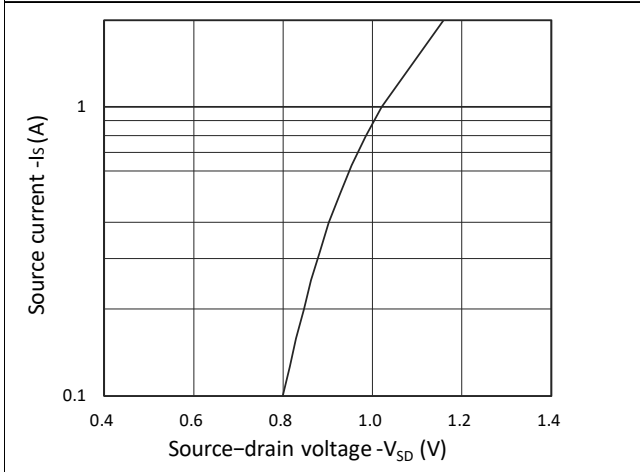


Figure 3. Forward Characteristics of Reverse

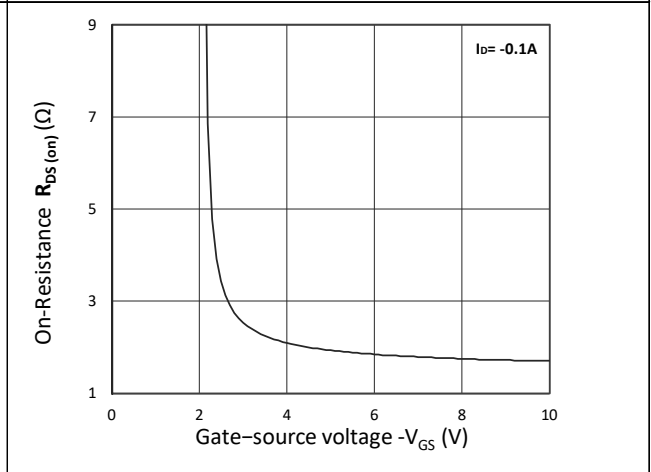


Figure 4. $R_{DS(ON)}$ vs. V_{GS}

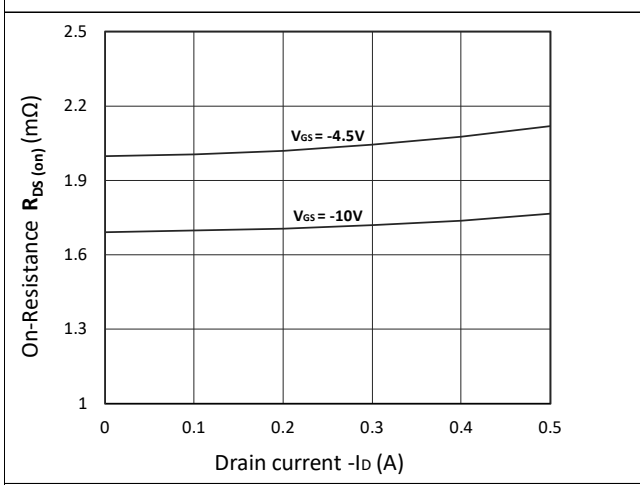


Figure 5. $R_{DS(ON)}$ vs. I_D

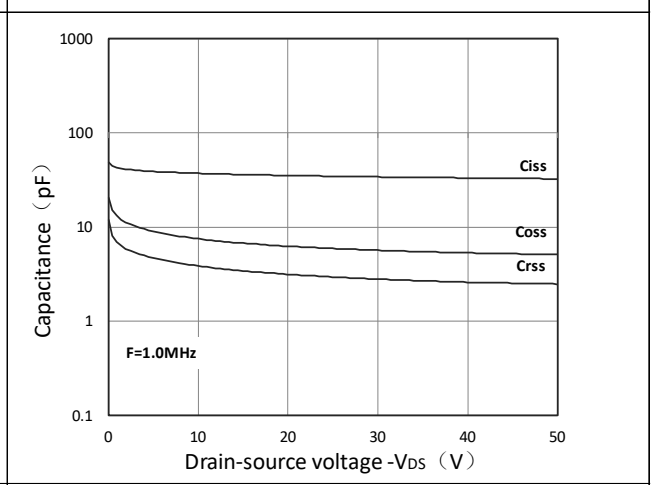


Figure 6. Capacitance Characteristics

Outline Drawing – SOT-363

PACKAGE OUTLINE

SOT-363

SYMBOL	MILLIMETER		INCHES	
	MIN	MAX	MIN	MAX
A	0.90	1.10	0.035	0.043
A1	0.00	0.10	0.000	0.004
b	0.15	0.35	0.006	0.014
c	0.10	0.15	0.004	0.006
D	2.00	2.20	0.079	0.087
E1	1.15	1.35	0.045	0.053
E	2.15	2.45	0.085	0.096
e	0.650 TYP		0.026 TYP	
e1	1.20	1.40	0.047	0.055
L	0.525 REF.		0.021 REF.	
L1	0.26	0.46	0.010	0.018
θ	0°	8°	0°	8°

DIMENSIONS		
DIM	INCHES	MILLIMETERS
Z	0.110	2.79
G	0.043	1.09
C	0.076	1.94
P	0.026 TYP	0.65 TYP
X	0.016	0.40
Y	0.033	0.85

Notes

- Dimensioning and tolerances per ANSI Y14.5M, 1985.
- Controlling Dimension: Inches
- Pin 3 is the cathode (Unidirectional Only).
- Dimensions are exclusive of mold flash and metal burrs.

Marking Codes

Part Number	WM05DP01D
Marking Code	

Package Information

Qty: 3k/Reel

CONTACT INFORMATION

No.1001, Shiwan (7) Road, Pudong District, Shanghai, P.R.China.201207

Tel: 86-21-68969993 Fax: 86-21-50757680 Email: market@way-on.com

WAYON website: <http://www.way-on.com>

For additional information, please contact your local Sales Representative.

WAYON® is registered trademark of Wayon Corporation.

Specifications are subject to change without notice.
The device characteristics and parameters in this data sheet can and do vary in different applications and actual device performance may vary over time.
Users should verify actual device performance in their specific applications.