



FEATURE

- ✧ Eliminates small size design EIA 3.2×1.6×1.6mm.
- ✧ Current handling capability 500A@8/20μs.
- ✧ Low capacitance and insertion loss.
- ✧ Fast response and long service life.
- ✧ Reliable to protect electrostatic surge.
- ✧ Moisture sensitivity level: Level 1.
- ✧ Storage and operating temperature -40~125°C.



Exterior



Schematic symbol

APPLICATION INFORMATION

- ✧ Repeaters, modems.
- ✧ Telephone interface, line cards.
- ✧ Data communication equipment.
- ✧ Line test equipment.

ELECTRICAL CHARACTERISTICS

Part number	DC breakdown voltage 100V/s(V)	Tolerance of V_S	Impulse spark-over voltage 1KV/μs(V)	Impulse discharge current 8/20μs(A)	Insulation resistance		C_o (1MHz)
					GΩ	DC(V)	
J05G091N2SE	90	±30%	≤650	500	≥1	50	≤1pF
J05G151N2SE	150	±30%	≤750	500	≥1	50	≤1pF
J05G231N2SE	230	±30%	≤950	500	≥1	50	≤1pF
J05G301N2SE	300	±30%	≤1000	500	≥1	50	≤1pF
J05G401N2SE	400	±30%	≤1100	500	≥1	100	≤1pF
J05G471N2SE	470	±30%	≤1200	500	≥1	100	≤1pF

1. The parameters of all tested by ITU-T K12.
2. Total Impulse discharge current 500A@ 8/20μs by IEC 61000-4-5, 10 shots.
3. The capacitance is tested by 1MHz@DC=0.5V.
4. The V-T waveform of DCBV and IPBV mus lie between the shades.

PART NUMBERING SYSTEM

J05G 091 N 2S E

(1) (2) (3) (4) (5)

(1) JieJie 500A gas discharge tube

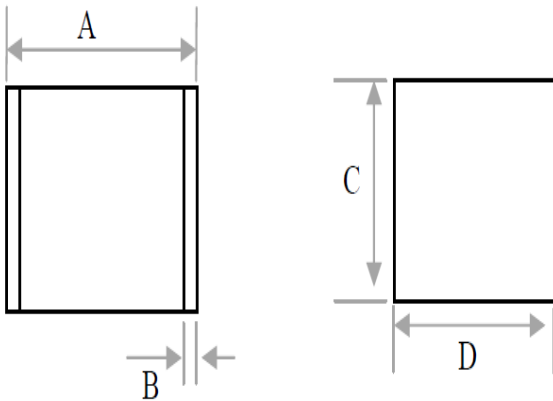
(2) DC breakdown voltage, e.g., 091=9×10¹=90V

(3) Tolerance is DC breakdown voltage, M=+-20%, N=+-30%

(4) 2-electrod SMD

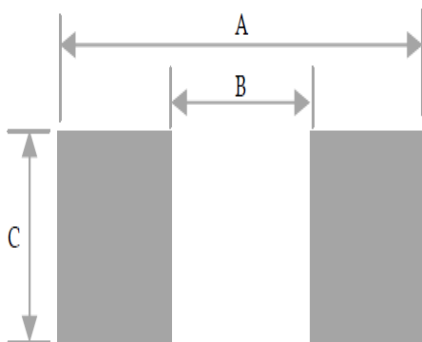
(5) Dimension in 3.2×1.6×1.6 (mm)

PRODUCT DIMENSIONS (unit: mm)



REF	mm	inch
A	3.2±0.3	0.126±0.013
B	0.3±0.2	0.013±0.008
C	1.6±0.2	0.063±0.008
D	1.6±0.2	0.063±0.008

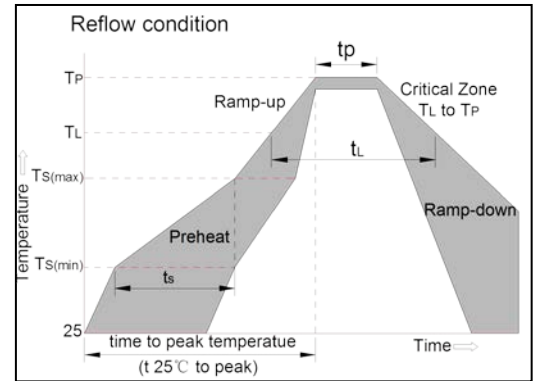
RECOMMENDED SOLDERING PAD



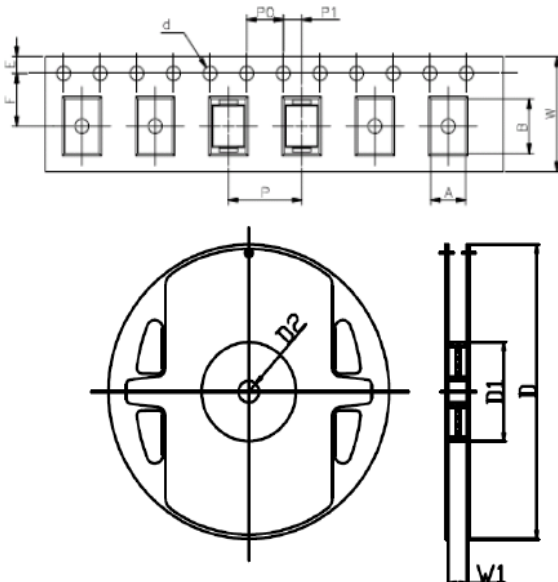
REF	mm	inch
A	4.5	0.177
B	2.0	0.079
C	1.8	0.070

REFLOW PROFILE

Reflow Condition		Pb-Free assembly (see figure at right)
Pre Heat	-Temperature Min ($T_{s(min)}$)	+150°C
	-Temperature Max($T_{s(max)}$)	+200°C
	-Time (Min to Max) (ts)	60-180 secs.
Average ramp up rate (Liquidus Temp (T_L)to peak)		3°C/sec. Max
$T_{s(max)}$ to T_L - Ramp-up Rate		3°C/sec. Max
Reflow	-Temperature(T_L)(Liquidus)	+217°C
	-Temperature(t_L)	60-150 secs.
Peak Temp (T_p)		+260(+0/-5)°C
Time within 5°C of actual Peak Temp (t_p)		~10 secs.
Ramp-down Rate		6°C/sec. Max
Time 25°C to Peak Temp (T_p)		8 min. Max
Do not exceed		+260°C



PACKAGE REEL INFORMATION



REF	mm	inch
A	1.9±0.2	0.074±0.008
B	3.6±0.2	0.141±0.008
d	Φ1.5±0.2	Φ0.059±0.008
P0	4.0±0.2	0.157±0.008
P1	2.0±0.2	0.079±0.008
P	4.0±0.2	0.156±0.008
E	1.75±0.2	0.069±0.008
F	5.5±0.2	0.217±0.008
W	12.0±0.2	0.472±0.008
D	Φ178±2	Φ7.008±0.079
D1	Φ 50Min	Φ 1.97Min
D2	Φ13±2	0.512±0.079
W1	12.6±2	0.496±0.079

PACKAGING


Part No.	Reel Quantity (pcs)	Per Carton (pcs)
J05GxxxN2SE	3000	30000

Information furnished in this document is believed to be accurate and reliable. However, Jiangsu JieJie Microelectronics Co.,Ltd assumes no responsibility for the consequences of use without consideration for such information nor use beyond it.

Information mentioned in this document is subject to change without notice, apart from that when an agreement is signed, Jiangsu JieJie complies with the agreement.

Products and information provided in this document have no infringement of patents. Jiangsu JieJie assumes no responsibility for any infringement of other rights of third parties which may result from the use of such products and information.

This document is the first version which is made in 21-Aug.-2017. This document supersedes and replaces all information previously supplied.

 is a registered trademark of Jiangsu JieJie Microelectronics Co.,Ltd.

Copyright©2017 Jiangsu JieJie Microelectronics Co.,Ltd. Printed All rights reserved.