

**SMD FUSE**



**0603WCF250A032V**

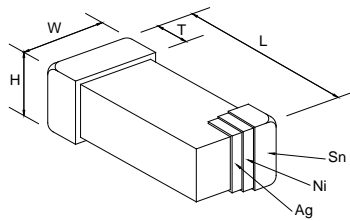
**Features**

- RoHS Passed
- SMD Electronic devices
- High structural intensity
- Compatible with both wave and reflow soldering processes
- Good corrosion resistance
- Operating temperature: -55°C to +125°C (with de-rating)

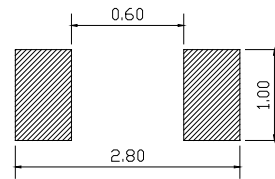


**Product Dimensions and Recommended Land Pattern(mm)**

Part number	L	W	H	T
0603WCF250A032V	1.60±0.15	0.80±0.15	0.95max	0.10min



Product Dimensions



Recommended soldering dimension

**Specification**

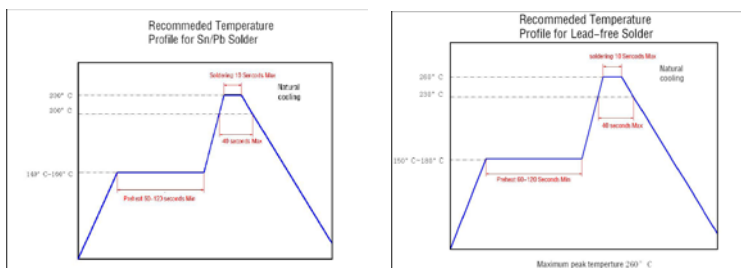
Part number	Current Rating	Voltage Rating	Nominal Cold DCR <sup>1</sup>	Interrupting Rating	Nominal I <sup>2</sup> t <sup>(2)</sup>
	A	VDC	mΩ	A	A <sup>2</sup> s
0603WCF250A032V	2.5	32	32	35	0.11

1. Measured at ≤ 10% of rated current and 25°C ambient
2. Melting I2t at 0.001 sec clear-time

**Clear-Time Characteristics**

% of current rating	Clear-time at 25°C
100%	4 hours (min)
250%	5 sec (max)
400%	0.05 sec (max)

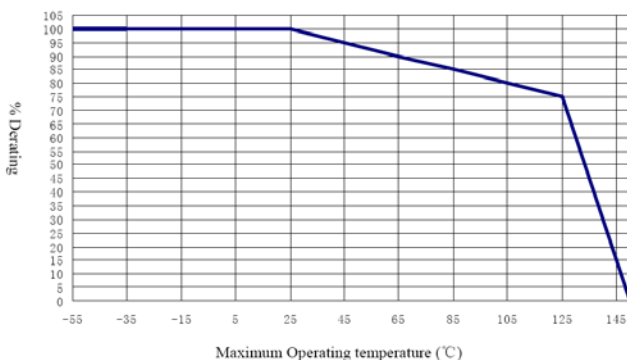
**Solder Reflow Recommendations**



**Recommended conditions for hand soldering:**

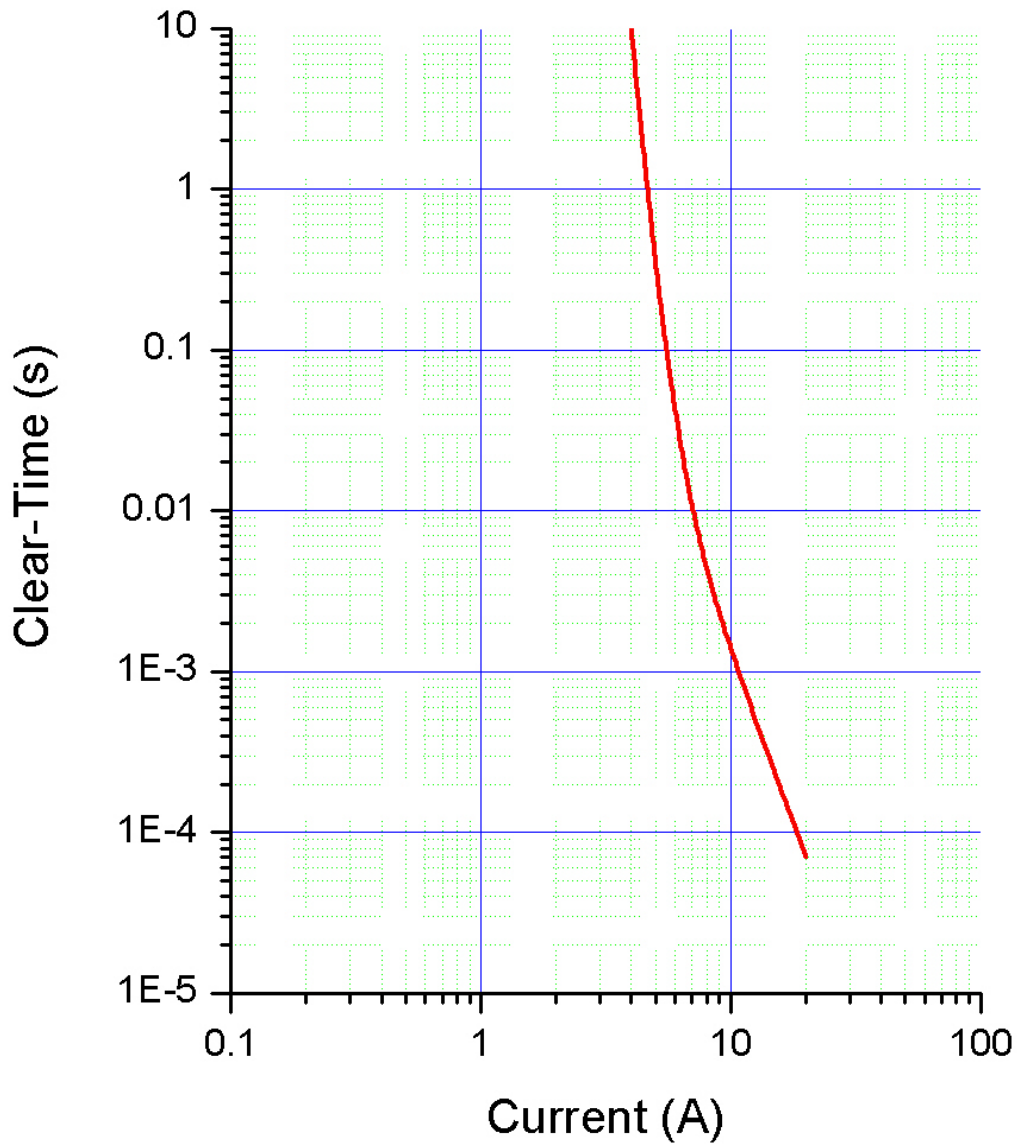
1. Preheating: 150°C, 60s (min) Appropriate temperature (max) of soldering iron tip/soldering time (max): 280°C / 10s or 350°C / 3s Maximum temperature of soldering iron tip/soldering time: 350°C / 9s or 400°C / 8s
2. Using hot air rework station with tip that can melt the solder on both terminations of the same time is strongly recommended, don't directly contact the chip termination with the tip of soldering iron

**Temperature De-rating Guideline**

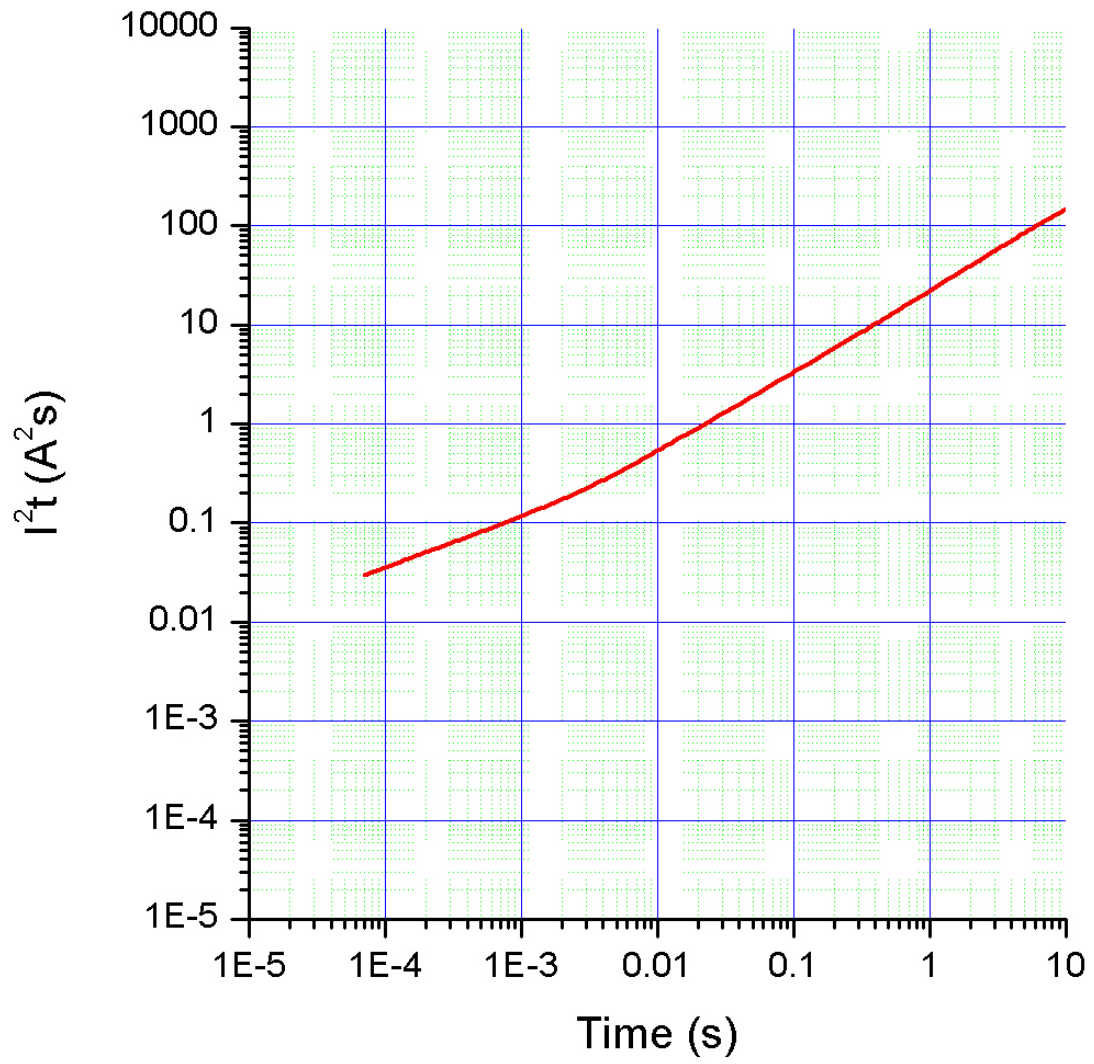


To select a fuse from the catalog, the following rule may be followed: Catalog Fuse Current Rating = Nominal Operating Current / 0.75 / % De-rating at the maximum operating temperature.

### Average Clear-Time Curves



## I<sup>2</sup>t vs. t Curves



### Packaging Data

4000pcs (7inch/178mm Reel)